

UP•LED Exit Lite




**VISIBILITY
up to 60m**

GENERAL CHARACTERISTICS

Power	2W, 3W, 6W
Power supply	120/230Vac ± 10% 50/60Hz
Operation	SA INIBIT (RM)
Conformity	EN 60598-1, EN 60598-2-2, EN 60598-2-22, UNI EN 1838, UNI 11222, DIN 4844-1
Protection level	IP40
Autonomy	1h
Environmental temp.	0 ÷ +40 °C
Installation	wall, false ceiling, ceiling with stems and cables suspended wall, suspended ceiling
Power supply	Electronic constant current
Body	Polycarbonate, white RAL 9003

LED device for emergency signaling. Simple and linear as well as innovative thanks to its ease of installation. Available in versions with 20m, 30m and 60m visibility. The polycarbonate permits wall, ceiling and suspended installation with the use of the same universal clamp supplied. The serigraphed shield guarantees the greatest uniformity of signage illumination at high luminosity signal (more than 500cd/m² on white wall). UP•LED Exit Lite is suitable to work with power supply multy voltage: 120Vac and 230Vac.

Photometric diagrams and Luce Utile page 149, Symbols on cover, Spare batteries page 160



Power W	Visibility distance (VD) m	• Size (mm) •		
		L	B	H
2	20	229	155	30
3	30	329	205	30
6	60	629	355	30

Accessories

supplied

Cod. Name	Description
-	SHIELDS RIGHT, LEFT, DOWN
-	UNIVERSAL CLAMP

Accessories

to be ordered separately

Cod. Name	Description
4312	ACCESSORY CEILING RECESS 20m
4313	ACCESSORY CEILING RECESS 30m
4315	ACCESSORY SUSPENSION WITH STEMS L250
4316	ACCESSORY SUSPENSION WITH STEMS L500
4317	ACCESSORY SUSPENSION WITH STEMS L1000
14771	ACCESSORY SUSPENSION WITH CABLES

TR-BCS

Traditional with Battery Control System

	W	Cod. Order	Description	Model	Autonomy	Battery	n° LED	Abs. max (W)	Weight kg	Pack single/multi
	2	4350	UP LED LITE EXIT 20M SA RM 1H	SA	1/2/3h	NiCd 3.6V 0.75Ah	24	2.5	0.3	1/6
	3	4351	UP LED LITE EXIT 30M SA RM 1H	SA	1/2/3h	NiMH 3.6V 1.2Ah	36	3.5	0.5	1/6
NOVITÀ	6	4352	UP LED LITE EXIT 60M SA RM 1H	SA	1/2/3h	2x NiMH 3.6V 1.2Ah	72	7.0	1.0	1/6

The right visibility for every space

The range of signage devices that adapts to spaces of every size, from the warehouse to the office and from industrial to designer structures.




**Visibility distance
VD 20 meters**



**Visibility distance
VD 30 meters**



**Visibility distance
VD 60 meters**



Universal concealed fixing system:

The universal concealed bracket can be installed laterally, at the back or on the upper section, to meet all the requirements of a exit sign device in a single product.

BCS - BATTERY CONTROL SYSTEM

The signaling LED follows the new protocols for conformity to CEI EN 60598-2-22, that expressly requires signaling of battery malfunctioning that in the case of UP•LED is instantly communicated via the appearance of a red light on the multi-color LED signaling system (Battery Control System BCS).



LED green light:
FULLY-FUNCTIONING DEVICE




LED red light:
BATTERY MALFUNCTIONING

WALL INSTALLATION



- Universal bracket (vers. 20/30m) supplie
- 2x universal brackets (vers. 60m) supplied

CEILING INSTALLATION




- Universal bracket (vers. 20/30m) supplied
- 2x universal brackets (vers. 60m) supplied

SUSPENDED INSTALLATION



- Universal bracket supplied



UP•LED EXIT LITE

Suspended installation for a sober and elegant effect. The practical bracket permits wall or ceiling positioning.

