
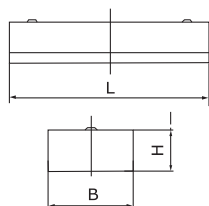
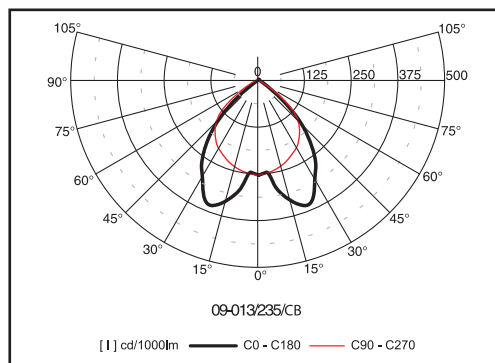


canes | 09-01, 09-04


09-013/228
09-013/235



09-013/128
09-013/135
09-043



Mounting holes:
1 - ceiling mounting
2 - mounting on pendants



Code	Power	Louvre	Lamp	Cap	LxBxH (mm)	Kg
09-013/128/C	1x28W	B,C,D,J	T5 lamp	G5	1193x195x60	3,5
09-013/135/C	1x35W	B,C,D,J	T5 lamp	G5	1493x195x60	4,2
09-013/228/C	2x28W	B,C,D,J	T5 lamp	G5	1193x266x60	4,3
09-013/235/C	2x35W	B,C,D,J	T5 lamp	G5	1493x266x60	5,5
09-043/228/C	2x28W	B,C,D,J	T5 lamp	G5	1193x195x60	3,7
09-043/235/C	2x35W	B,C,D,J	T5 lamp	G5	1493x195x60	4,4

Luminaires with 49W, 54W or 80W T5 lamps by request.

- B (highly polished parabolic louvre, 60°)

- C (matted parabolic louvre, 60°)

- D (polished christmas tree louvre) - J (matted christmas tree louvre)

Ceiling and suspended luminaires - T5 fluorescent lamps - direct



Material:

- body: steel sheet finished by powder technology varnishing
- color: white RAL 9003
- louvre: highly polished or matted parabolic louvre-Miro, polished or matted Christmas tree louvre

Degree of protection: IP 20

Rated voltage: 230V/50Hz

Control gear: electronic ballast, dimmable ballast by request; the luminaires are offered also in emergency version

Mounting: separate mounting on a ceiling or pendants

Accessories: wire and tube pendants (must be ordered separately)

Application: offices, corridors and stairways, shops, lecture halls

Pendants for one lamp luminaires 09-01 and two lamp luminaires 09-04

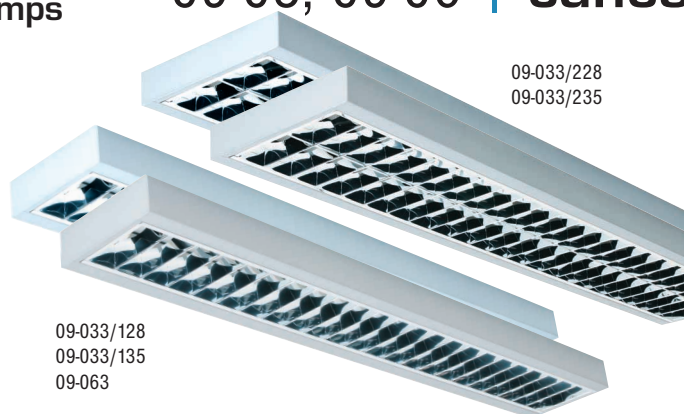

length (mm)	without a cable	with a cable 3x1,5mm ²
1200 (wires)	99-080/120	99-081/120
400 (tubes)	99-090/040	99-091/040
600 (tubes)	99-090/060	99-091/060
900 (tubes)	99-090/090	99-091/090
1200 (tubes)	99-090/120	99-091/120

Pendants for two lamp luminaires 09-01

length (mm)	without a cable	with a cable 3x1,5mm ²
1200 (wires)	99-083/120	99-084/120
400 (tubes)	99-093/040	99-094/040
600 (tubes)	99-093/060	99-094/060
900 (tubes)	99-093/090	99-094/090
1200 (tubes)	99-093/120	99-094/120

Suspended luminaires - T5 fluorescent lamps - direct/indirect

09-03, 09-06 | canes



09-033/228
09-033/235

09-033/128
09-033/135
09-063



Material:

- body: a steel sheet finished by powder technology varnishing
- color: white RAL 9003
- louvre: highly polished or matted parabolic louvre - Miro, polished or matted christmas tree louvre

Degree of protection: IP 20

Rated voltage: 230V/50Hz

Control gear: electronic ballast, dimmable ballast by request; the luminaires are offered also in emergency version

Mounting: separate mounting on pendants

Accessories: wire and tube pendants (must be ordered separately)

Application: office, corridors and stairways, shops, lecture halls

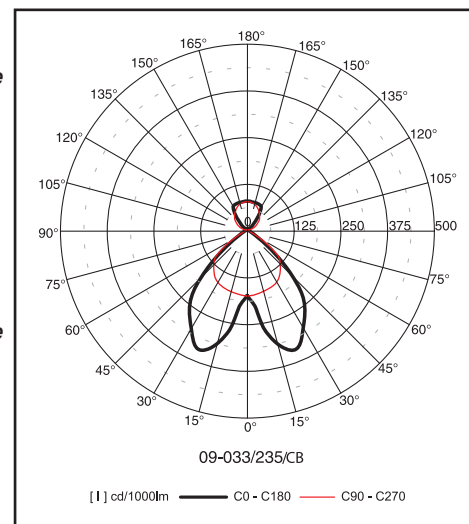
pendants for one lamp luminaires 09-03

and two lamp luminaires 09-06

length (mm)	without a cable	with a cable 3x1,5mm ²
1200 (wires)	99-080/120	99-081/120
400 (tubes)	99-090/040	99-091/040
600 (tubes)	99-090/060	99-091/060
900 (tubes)	99-090/090	99-091/090
1200 (tubes)	99-090/120	99-091/120

pendants for two lamp luminaires 09-03

length (mm)	without a cable	with a cable 3x1,5mm ²
1200 (wires)	99-083/120	99-084/120
400 (tubes)	99-093/040	99-094/040
600 (tubes)	99-093/060	99-094/060
900 (tubes)	99-093/090	99-094/090
1200 (tubes)	99-093/120	99-094/120



Code	Power	Louvre	Lamp	Cap	LxBxH (mm)	Kg
09-033/128/C 2	1x28W	B,C,D,J	T5 lamp	G5	1193x195x60	3,3
09-033/135/C 2	1x35W	B,C,D,J	T5 lamp	G5	1493x195x60	3,9
09-033/228/C 2	2x28W	B,C,D,J	T5 lamp	G5	1193x266x60	3,9
09-033/235/C 2	2x35W	B,C,D,J	T5 lamp	G5	1493x266x60	5,5
09-063/228/C 2	2x28W	B,C,D,J	T5 lamp	G5	1193x195x60	3,7
09-063/235/C 2	2x35W	B,C,D,J	T5 lamp	G5	1493x195x60	4,4

Luminaires with 24W, 49W, 54W or 80W T5 lamps by request.

- 2 - B (highly polished parabolic louvre, 60°)
- C (matted parabolic louvre, 60°)
- D (polished Christmas tree louvre)
- J (matted Christmas tree louvre)

