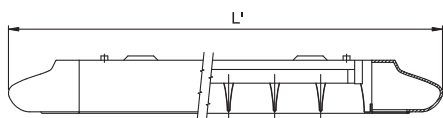


L - length with flat endings



L' - length with rounded endings



Material:

- body: steel sheet finished by powder technology varnishing
- color: white RAL 9003
- louvre: highly polished or matted louvre made of pure aluminium (luminaires with T5 lamps have the louvre made of MIRO aluminium), polished or matted christmas tree louvre

Degree of protection: IP 20

Rated voltage: 230V/50Hz

Control gear: low loss ballast or electronic ballast, dimmable ballast by request, the luminaires are offered also in emergency version

Mounting: separate mounting on a ceiling or on wire pendants

Accessories: (must be ordered separately)

99-087/120 - wire pendant without power cable (120 cm)

99-088/120 - wire pendant with 3x1,5 mm² power cable (120 cm)

99-089/120 - wire pendant with 5x1,5 mm² power cable (120 cm)

Application: reception desk, corridors, shops, restaurants, offices, computer labs

Code	Power	Louvre	Lamp	Cap	L/L'xBxH (mm)	Kg
03-013/218/ <u>1</u> <u>2</u> + <u>4</u>	2x18W	B, C, D, J	T8 lamp	G13	704/794x280x66	4,5
03-013/236/ <u>1</u> <u>2</u> + <u>4</u>	2x36W	B, C, D, J	T8 lamp	G13	1314/1404x280x66	8,4
03-013/258/ <u>1</u> <u>2</u> + <u>4</u>	2x58W	B, C, D, J	T8 lamp	G13	1614/1704x280x66	10,3
03-013/214/C <u>2</u> + <u>1</u>	2x14W	B, C	T5 lamp	G5	664/754x280x66	4,3
03-013/228/C <u>2</u> + <u>4</u>	2x28W	B, C	T5 lamp	G5	1268/1358x280x66	8,0
03-013/235/C <u>2</u> + <u>4</u>	2x35W	B, C	T5 lamp	G5	1564/1654x280x66	10,0

Luminaires with 24W, 49W, 54W or 80W T5 lamps by request.

1 - E (low loss ballast - parallel compensation)
- C (electronic ballast)

4 - 1 (flat endings) - 2 (round endings)

2 - B (highly polished parabolic louvre 60°)

- C (matted parabolic louvre 60°)

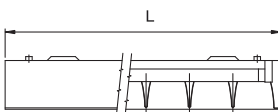
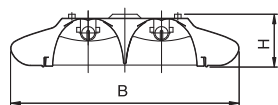
- D (polished christmas tree louvre - for T8 lamps only)

- J (matted christmas tree louvre - for T8 lamps only)

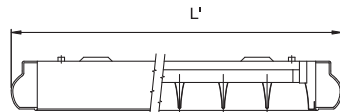


Accessories: (must be ordered separately)

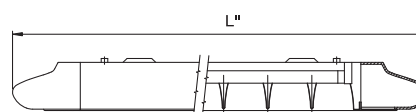
- flat ending 99-130 (1 pc)
- round ending 99-131 (1 pc)
- pendants 99-087/120 (120 cm) without a power supply cable
- 99-088/120 (120 cm) with a power supply cable 3x0,75 mm²
- 99-089/120 (120 cm) with a power supply cable 5x1,5 mm²



L - length without endings



L' - length with flat endings



L'' - length with rounded endings


Code	Power	Louvre	Lamp	Cap	L	L'	L''	B	H	Kg
03-023/218/ ¹ / ₂	2x18W	B, C, D, J	T8 lamp	G13	630	704	794	280	66	4,3
03-023/236/ ¹ / ₂	2x36W	B, C, D, J	T8 lamp	G13	1240	1314	1404	280	66	8,1
03-023/258/ ¹ / ₂	2x58W	B, C, D, J	T8 lamp	G13	1540	1614	1704	280	66	10,1
03-023/214/C ₂	2x14W	B, C	T5 lamp	G5	590	664	754	280	66	4,2
03-023/228/C ₂	2x28W	B, C	T5 lamp	G5	1194	1268	1358	280	66	7,9
03-023/235/C ₂	2x35W	B, C	T5 lamp	G5	1490	1564	1654	280	66	9,9

Luminaires with 24W, 49W, 54W or 80W T5 lamps by request.

¹ - E (low loss ballast) - C (electronic ballast)

₂ - B (highly polished parabolic louvre, 60°) - D (polished Christmas tree louvre - for T8 lamps only)
 - C (matted parabolic louvre, 60°) - J (matted Christmas tree louvre - for T8 lamps only)


Couplings of series 03-02, 03-03




99-490



99-491



99-492

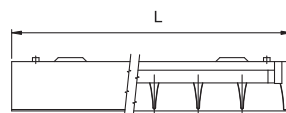
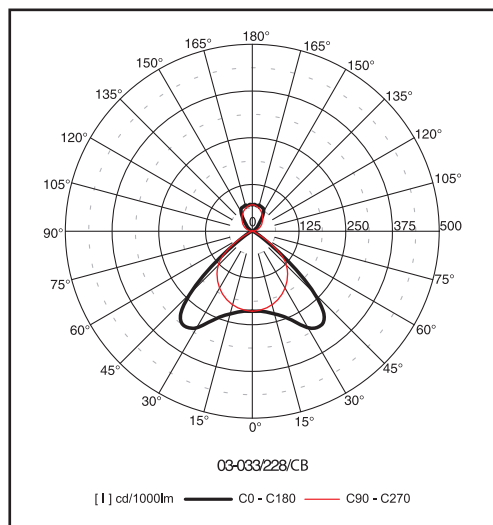
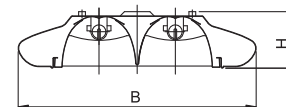



99-493

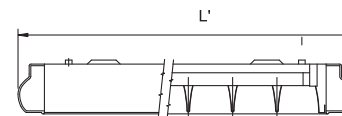


99-494

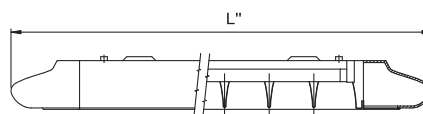
Suspended lighting systems - direct/indirect



L - length without endings



L' - length with flat endings



L''' - length with rounded endings


Accessories: (must be ordered separately)

- flat ending 99-130 (1 pc)
- round ending 99-131 (1 pc)
- pendants
- 99-087/120 (120 cm) without a power supply cable
- 99-088/120 (120 cm) with a power supply cable 3x0,75 mm²
- 99-089/120 (120 cm) with a power supply cable 5x1,5 mm²

Interconnecting modules

Code	Description	LxBxH	Kg
03-000/218	Plain module	630x280x66	3,3
03-000/236	Plain module	1240x280x66	6,9
03-000/258	Plain module	1540x280x66	8,9
03-100/218	Sign module	630x280x66	3,3
03-003/218	Luminous sign module	630x280x66	3,3
03-103/218	Lumin. emerg. mod. with an inverter	630x280x66	3,5

If requested, plain modules with emergency version



Emergency module

Plain module

Code	Power	Louvre	Lamp	Cap	L	L'	L'''	B	H	Kg
03-033/218/ <u>1</u> <u>2</u>	2x18W	B, C, D, J	T8 lamp	G13	630	704	794	280	66	4,3
03-033/236/ <u>1</u> <u>2</u>	2x36W	B, C, D, J	T8 lamp	G13	1240	1314	1404	280	66	8,1
03-033/258/ <u>1</u> <u>2</u>	2x58W	B, C, D, J	T8 lamp	G13	1540	1614	1704	280	66	10,1
03-033/214/ <u>C</u> <u>2</u>	2x14W	B, C	T5 lamp	G5	590	664	754	280	66	4,2
03-033/228/ <u>C</u> <u>2</u>	2x28W	B, C	T5 lamp	G5	1194	1268	1358	280	66	7,9
03-033/235/ <u>C</u> <u>2</u>	2x35W	B, C	T5 lamp	G5	1490	1564	1654	280	66	9,9

Luminaires with 24W, 49W, 54W or 80W T5 lamps by request.

1 - E (low loss ballast) - C (electronic ballast)

2 - B (highly polished parabolic louvre, 60°)

- C (matted parabolic louvre, 60°)

- D (polished Christmas tree louvre - for T8 lamps only)

- J (matted Christmas tree louvre - for T8 lamps only)