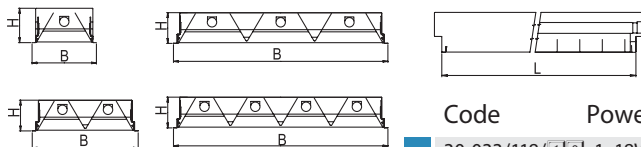
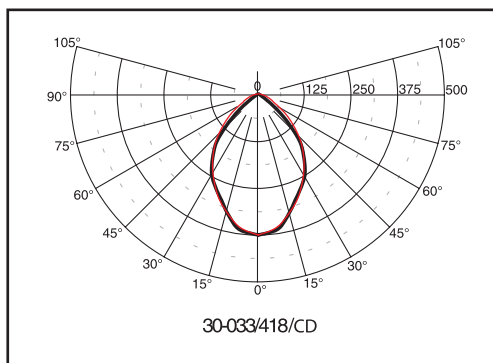


Recessed luminaires - universal mounting M625



- 1 - E (low loss ballast)
- C (electronic ballast)

- 2 - A (white louvre)
- B (highly polished parabolic louvre, 60°)
- C (matted parabolic louvre, 60°)
- D (polished christmas tree louvre)
- I (highly polished asymmetric reflector, only for one lamp luminaires 36, 58 W)
- J (matted christmas tree louvre)
- X (prismatic cover)
- Z (opaline cover)

Material:

- body: a steel sheet finished by powder technology varnishing
- color: white RAL 9003
- louvre: highly polished or matted double parabolic, polished or matted christmas tree louvre white louvre
- diffuser: prismatic cover, opaline cover

Degree of protection: IP 20, IP44/20

Rated voltage: 230V/50Hz

Control gear: low loss ballast or electronic ballast, dimmable ballast by request; the luminaires are offered also in emergency version

Mounting: universal mounting in ceiling systems M625, in plaster ceilings, in ALU-panel ceilings (only for one-lamp luminaires)

Accessories: steel holders (must be ordered separately)

99-294 in ALU-panel ceilings (4pcs)

99-298 in ceiling systems (4pcs), 99-299 in plaster ceilings (4pcs)

Application: representative offices, conference and lecture halls, corridors

	Code	Power	Louvre	Lamp	Cap	LxBxH (mm)	Module	Hole cut out (mm)	Kg
IP 20	30-033/118/1 2	1x18W	A,B,C,D,J,X,Z	T8 lamp	G13	623x211x90	M625	580x158	2,5
	30-033/136/1 2	1x36W	A,B,C,D,I,J,X,Z	T8 lamp	G13	1246x211x90	M625	1175x158	3,6
	30-033/158/1 2	1x58W	A,B,C,D,I,J,X,Z	T8 lamp	G13	1546x211x90	M625	1475x158	5,1
	30-033/218/1 2	2x18W	A,B,C,D,J,X,Z	T8 lamp	G13	623x311x90	M625	580x275	3,3
	30-033/236/1 2	2x36W	A,B,C,D,J,X,Z	T8 lamp	G13	1246x311x90	M625	1175x275	6,0
	30-033/258/1 2	2x58W	A,B,C,D,J,X,Z	T8 lamp	G13	1546x311x90	M625	1475x275	9,2
	30-033/318/1 2	3x18W	A,B,C,D,J,X,Z	T8 lamp	G13	620x620x77	M625	615x580	4,9
	30-033/336/1 2	3x36W	A,B,C,D,J,X,Z	T8 lamp	G13	1246x622x90	M625	1175x580	9,8
	30-033/418/1 2	4x18W	A,B,C,D,J,X,Z	T8 lamp	G13	623x622x90	M625	580x580	5,7
	30-033/436/1 2	4x36W	A,B,C,D,J,X,Z	T8 lamp	G13	1246x622x90	M625	1175x580	12,5
IP 44/20	30-533/318/1 2	3x18W	X,Z	T8 lamp	G13	620x620x77	M625	615x580	4,9
	30-533/418/1 2	4x18W	X,Z	T8 lamp	G13	623x622x90	M625	580x580	5,7
	30-533/236/1 2	2x36W	X,Z	T8 lamp	G13	1246x311x90	M625	1175x275	6,0
	30-533/258/1 2	2x58W	X,Z	T8 lamp	G13	1546x311x90	M625	1475x275	9,2

Recessed luminaires

30-05, 30-09, 30-65 | virgo



Material:

- body: a steel sheet finished by powder technology varnishing
- color: white RAL 9003
- louvre: highly polished double parabolic louvre, polished christmas tree louvre

Degree of protection: IP 20

Rated voltage: 230V/50Hz

Control gear: low loss ballast or electronic ballast

Mounting:

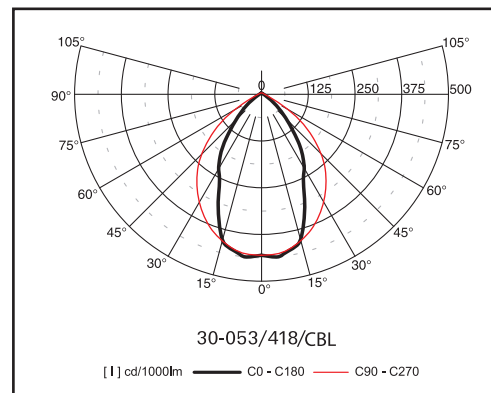

30-053 – ceiling modules M600 - inlay mounting

30-093 – ceiling modules M625 - universal mounting, mounting

in plaster ceilings (set of 4pcs universal holders 99-285 is supplied with luminaire)

30-653 – ceiling modules M610 - inlay mounting

Application: representative offices,
conference and lecture halls,
department stores, boutiques, corridors



If requested the luminaires can be equipped with connector Isodom or Wieland.

30-T53 – the luminaire is equipped with Isodom connector

30-V53 – the luminaire is equipped with 3-pole connector Wieland

30-W53 – the luminaire is equipped with 5-pole connector Wieland

Code	Power	Louvre	Lamp	Hole cut out	Cap	LxBxH (mm)	Module	Kg
30-053/418/[1]BL	4x18W	BL	T8 lamp	-	G13	593x593x77	M600	5,4
30-093/418/[1][2]	4x18W	BL,DL	T8 lamp	573x573	G13	622x622x90	M625	5,4
30-653/418/[1][2]	4x18W	BL,DL	T8 lamp	-	G13	605x605x77	M610	5,4

[1] - E (low loss ballast)

- C (electronic ballast)

[2] - BL (highly polished parabolic louvre, lower quantity of lamellae)

- DL (polished christmas tree louvre, lower quantity of lamellae)

